

SUPPLIER INFORMATION

Hadsham Farm Weddings

Hadsham Farm

Horley

Banbury

OX15 6BN

(gets you within ½ mile – look out for our brown signs!)



All of our Customers (your Clients) are ‘dry-hiring’ the Venue for their event. As such, all queries should be directed to them in the first instance.

Failing that, your Hadsham Farm site contacts are: Charlie or Rob Taylor on 07920 587 406 or 07796 175 199

[Link to 3D Virtual Tour For Orientation](#)

Directions - postcode **OX15 6BN**- follow your sat-nav up the small hill out of the village of Horley. **Hadsham Farm Weddings** is on the left after about a quarter of a mile and is clearly signposted. The access code for the entrance gate will be available from the couple organising the event a few days beforehand. To leave the venue, the exit gate will open automatically.

Delivery Vehicle Suitability & Logistics:

Access to Hadsham Farm Weddings is via a single lane farm track and the turning areas at the Venue are limited. **Please do not attempt to deliver using anything larger than 7.5 tons.** If you have a choice, the best vehicle to use would be a van or 4x4 and trailer.

Larger Deliveries – catering, bar, flowers, DJ / Band, food / drink vehicles etc. – please follow the signs to the **Service Area**, but do check there is space to turn around first otherwise you might get stuck!

Smaller Deliveries – decorations, personnel, small packages etc. – please use the main **Car Park**.



Hornton

The Dun Cow



Bell Street

Eastgate

Millers Lane

Hornton Lane

Hornton Lane

Hornton Lane

Clump Lane

Clump Lane

OX15 6BN
'Horley Business Park'

The Venue



Venue entrance
'Hadsham Farm Weddings'



Horley

Red Lion



Little Lane

Hornton Lane

Banbury Lane

lane

Banbury Lane

Hornton Lane

Clump Lane

Hornton Lane

Banbury Lane

Hornton Lane

B4100

First Turn

Banbury Road

Couchs Gre
Re

Wedding Suite

Showers
(3 cubicles)

Toilets

Service Area

Main Tipi

Service Access Track

Free Camping
(tents only)

Car Park

Hadsham Bell Tents
(extra charge)

Venue Access Track

SITE LAYOUT

Google





Wedding Suite

Showers
(3 cubicles)

Free Camping
(tents only)

Hadsham
Bell Tents
(extra charge)

Service Area

Toilets

Decking

Wildflowers
(hopefully!)

Service
Access
Track

Parking

SITE LAYOUT

POWER

Our system is 'eco-friendly' (solar / batteries, with generator back-up) - please be sparing with our power!

Double 13A sockets are available as follows:

Catering Tent = x 4

Dance floor (Tipi 1) = x 4

Tipis 2, 3 and Chill-Out = x1 each

Service/Catering Parking Area = x1 (16A C-Form socket too)

Decking = x2

Shower Block dressing room = x1

Wedding suite = x1

CATERING CABIN POWER

The catering tent is served with a 32amp supply – around 7kva

This is distributed via 4 x double 13a sockets.

Wherever possible, please 'cook' with gas / wood / charcoal.



2 x brooms
Mop, bucket and solution
2 x dustpans and brushes



40L 2.6KW
manual fill
Water boiler.
2hrs to boil
from full.



First Aid Station,
bin bags and
fire horn



Walk-in Fridge



Chest freezer
For your ice –
approx. 60kg



Regular 1.8L Kettle



CATERING CABIN

6m x 6m with wooden floor
Accessed from the
Service parking area



2 x general bins
2 x recycling bins
2 x glass
1 x food waste
100L bin bags



Walk-in Fridge

7 x stainless steel prep tables

—
5 on wheels, 2 fixed to the
wall by the sink



Sink with
Hot and Cold water



Window / Serving Hatch

2 x Fire extinguisher sets
CO2 and Water
One in the catering tent
One by the bar



AUDIO / LIGHTING

The management at Hadsham Farm take their responsibility to the environment very seriously. This includes noise pollution resulting from events held at the venue. To minimise noise pollution, we have the following rules to meet conditions set by our local council.

ALL AMPLIFIED MUSIC MUST BE PLAYED THROUGH OUR IN-HOUSE PA SYSTEM which is installed on the edge of the dance floor in Tipi 1. Music played **OUTSIDE** must be acoustic only. The decking area is close to the Tipis so any music played through the installed sound system will be easily heard.

It is a requirement of the planning consent for the Venue that there is only 1 night of 'partying' (i.e. on the Event Day itself) and on that day **ALL AMPLIFIED MUSIC MUST BE TURNED OFF AT MIDNIGHT** - our Customers (your Clients) have agreed and contracted to this. Customers can play low-level background music via the FBT J8 speakers outside of these time limits - i.e. on set-up day and tidy-up day. And we have a small portable PA speaker for use in the chill-out tent after midnight.

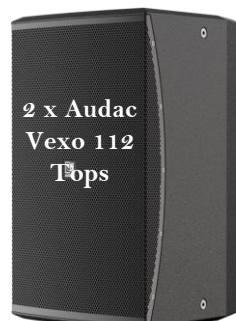


Our installed PA system comprises a 4 channel 4800W Powersoft amplifier powering 2x Audac VEXO 112 tops and 2x Audac BASO15 subs on the dance floor in Tipi 1.

There are additional 8" FBT J8 reinforcement speakers throughout tipis 1,2 & 3 that can be used for speeches and background music. The amplifiers and speakers are controlled and limited by a Symetrix Prism 8x8, which is a frequency specific digital signal processor (DSP) setting the maximum volume level for visiting acts to around 95-100dB. Please note this does not cut the power to the speaker system. Visiting acts can connect to the speaker system via twin XLR leads from their own mixing desk.

If you don't have a mixing desk, we have an Allen & Heath ZED10 FX analogue sound mixing desk available if required.

NO VISITING AMPLIFICATION EQUIPMENT IS PERMITTED.

Bass equipment is to be DI'd (direct input/injection) into the main mix. Digital drum kits are preferred. And bands are asked to use in-ear monitoring where possible. For guitars or additional equipment, a line must be taken directly out and put into the main mix using POD type Amp Modeller / FX Units.



AUDIO

Background music – play this through the 3.5mm jack lead on the left-hand side of the PA box. Available to use at all hours during your hire period. Plays through the 3 small speakers, one in each Tipi. Adjust the volume with your music source (e.g. phone / ipad) and/or the volume controller on the post above the PA box.

Speeches / Microphones – will only play through the 3 small FBT J8 speakers. Adjust volume with the microphone receiver and/or the volume controller on the post above the PA box.

Disco / Band music – plays either through our Allen & Heath mixer or your own mixer via 2 of the 4 x XLR sockets on the back of the PA box. Available to use on the evening of the main event until **midnight only** and not on the setting up day – i.e. only one night of partying!

Plays through the 2 Audac Vexo 112 ‘Tops’ speakers and 2 Audac Baso 15 ‘Subs’. Adjust the volume with your music source (e.g. phone / ipad / mixing desk) and/or the volume controller on the post above the PA box.

SELECT LED TIPI 1 ONLY
Deselect the others

TIPI 1 – UPLIGHTERS DISCO MODE

Faders 5, 6 & 7 Up
The others, all down



PS – Don't fiddle with the other functions as we're not technically savvy enough to fix things if you stray from the above info and it goes wrong!

DISCO BALL and GIG BAR LIGHTS

Both are operated by the switches on the tipi post Above this DJ Box. Turn them on – they are sound activated.